



Tackle Test Automation Challenges with Ranorex



Agenda

- › Ranorex facts
- › Ranorex Basics
- › Get fast & valuable feedback
- › Raise your voice
- › What's next?



Ranorex – The company

Who we are and what we are doing

- Founded 2007
- Ranorex GmbH, Graz, Austria
- Ranorex Inc., Clearwater, Florida, United States of America
- Part of Idera Inc. (since Oct. 2017)

I D E R A



Ranorex customers

Worldwide ~3,000 customers

Customers in Belgium



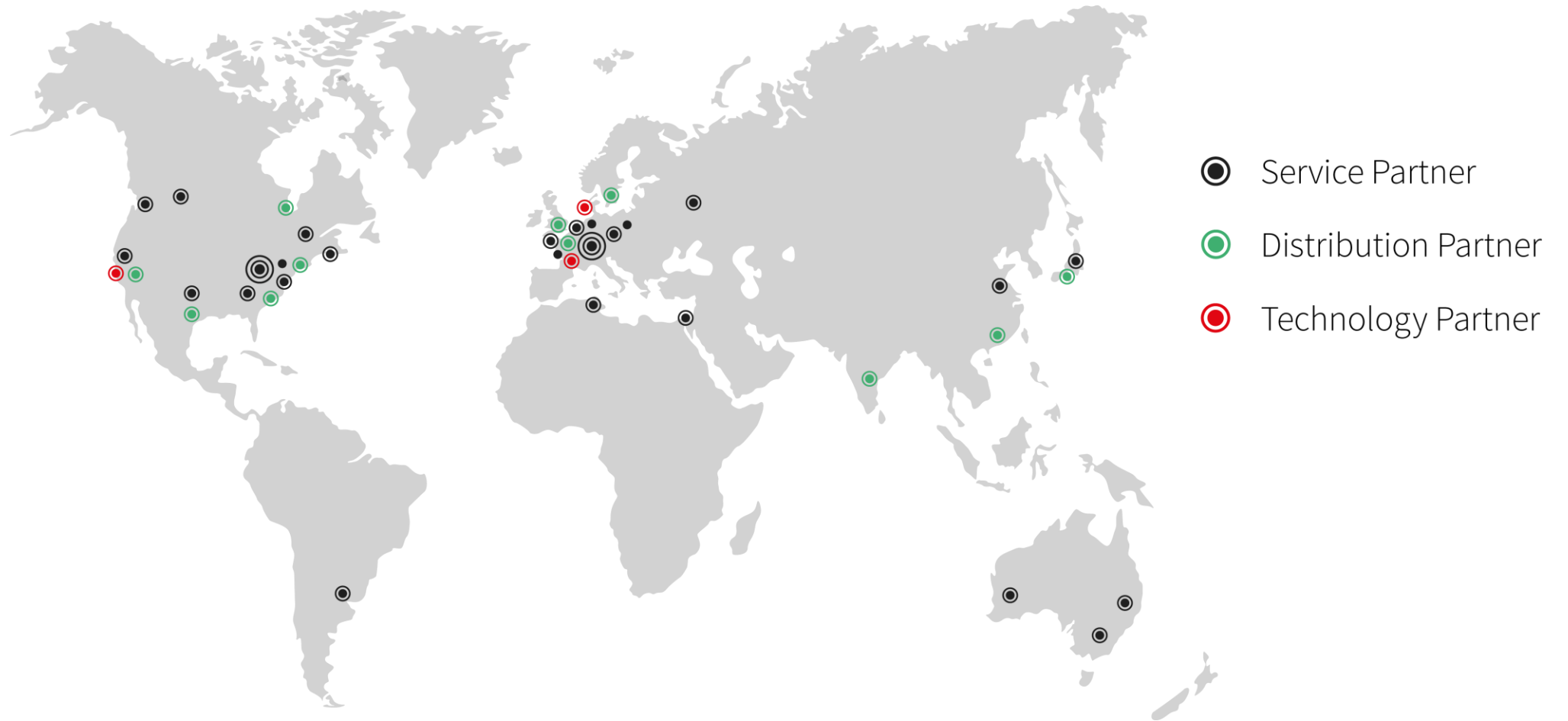
KU Leuven

Brussels Airlines

CTG's Delivery Center
Testing in Luxemburg

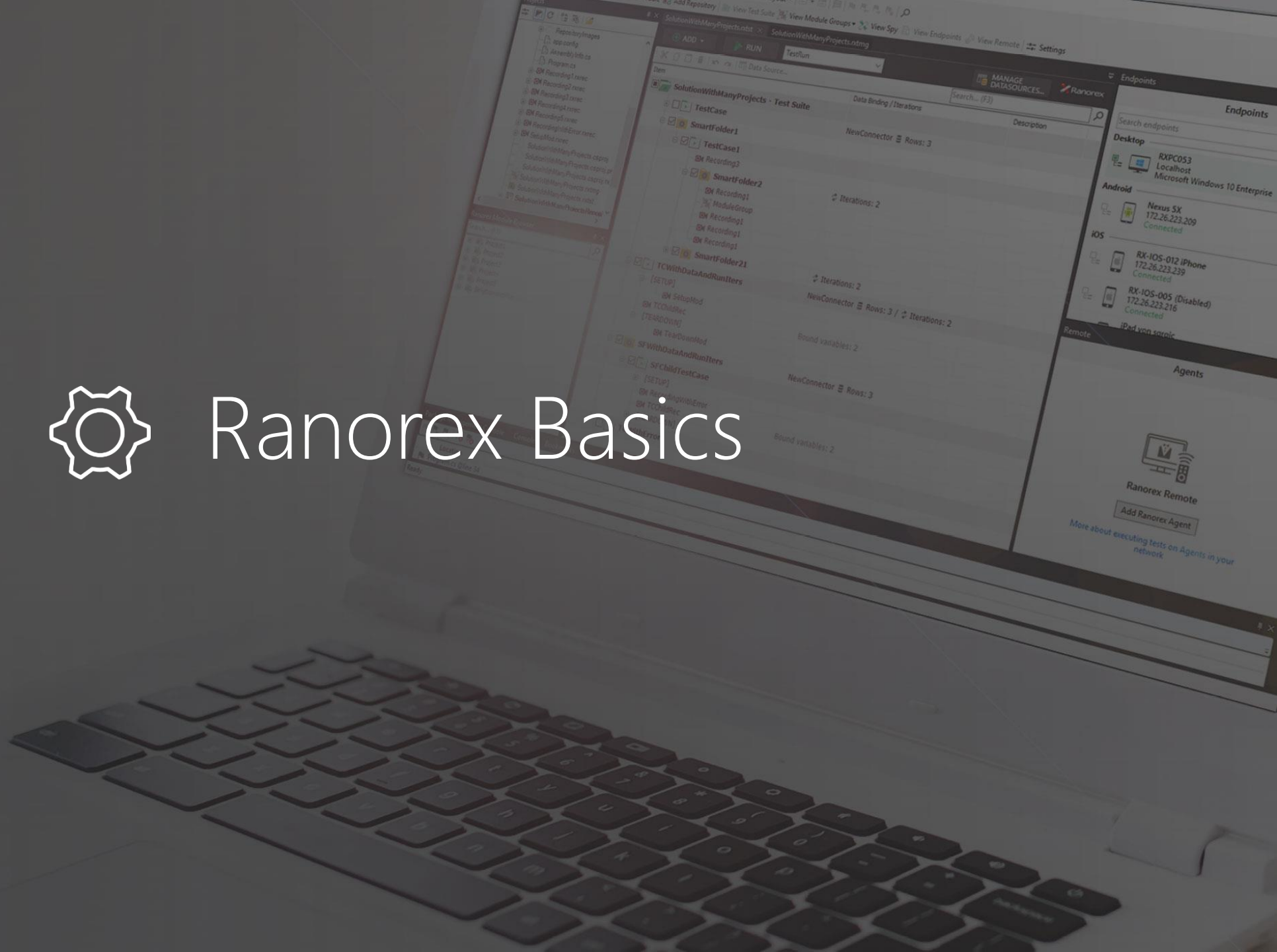


Ranorex partner network





Ranorex Basics





Ranorex Basics

Technologies / platforms

 Windows



RANOREX LIBRARY (.Net API)



Ranorex Repository

Layer 1

Layer 2



Ranorex Basics

Repository

The screenshot displays the Ranorex Repository interface. On the left, a tree view shows the project structure under 'WordPress_Demo'. The 'Loginform' folder is expanded, showing several elements: 'UserLogin', 'UserPass', 'WpSubmit', 'Posts', 'AddNew', 'AllPosts', 'Title', and 'EditPost'. The 'UserLogin' element is selected, and its path is shown as './input[@id='user_login']'. On the right, a detailed view of the selected 'InputTag' element is shown, with the attribute '@id='user_login''. Below this, a preview of the user login form is visible, with a red box highlighting the 'Username' input field.

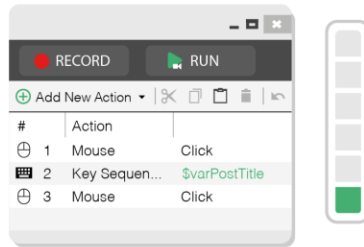
| Item | Path |
|----------------|--|
| WordPress_Demo | Base: /dom[@domain='webtest.ranorex.org'] |
| Loginform | Base: ../form[#loginform] |
| UserLogin | ./input[@id='user_login'] |
| UserPass | ./input[@id='user_pass'] |
| WpSubmit | ?/input[@id='wp-submit'] |
| Posts | ./li[#menu-posts] |
| AddNew | ./li[#menu-posts]//a[@innertext='Add New'] |
| AllPosts | ./li[#menu-posts]//a[@innertext='All Posts'] |
| Title | ./input[#title] |
| EditPost | ./input[#title] |



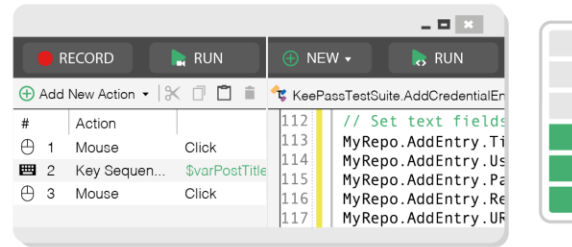


Assist teams

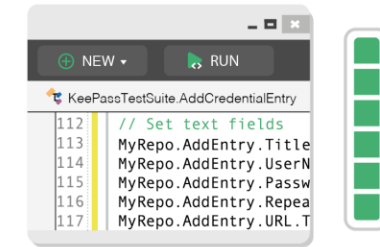
With different skill sets



Action Based Modules
for testers



Action Based / Code Modules
for test automation experts



Code Modules
for developers

Ranorex Repository
Layer 2



RANOREX TEST SUITE

Layer 3

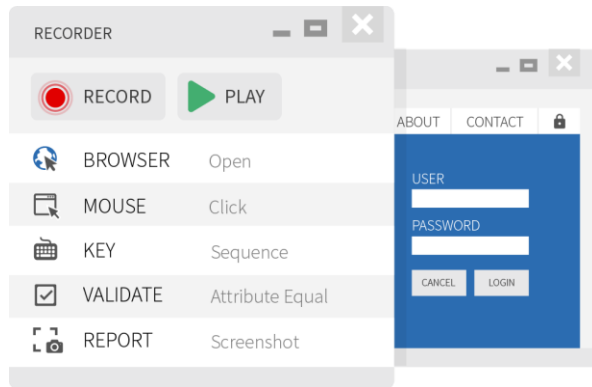


Assist teams



Assist teams

With different skill sets



```
22 void ITestModule.Run ()
23 {
24     Mouse.DefaultMoveTime = 300;
25     Delay.SpeedFactor = 1.0;
26 }
```

Tester

- Record & replay
- Manual create tests via UI
- Easy getting started. Fast in improving

Developer

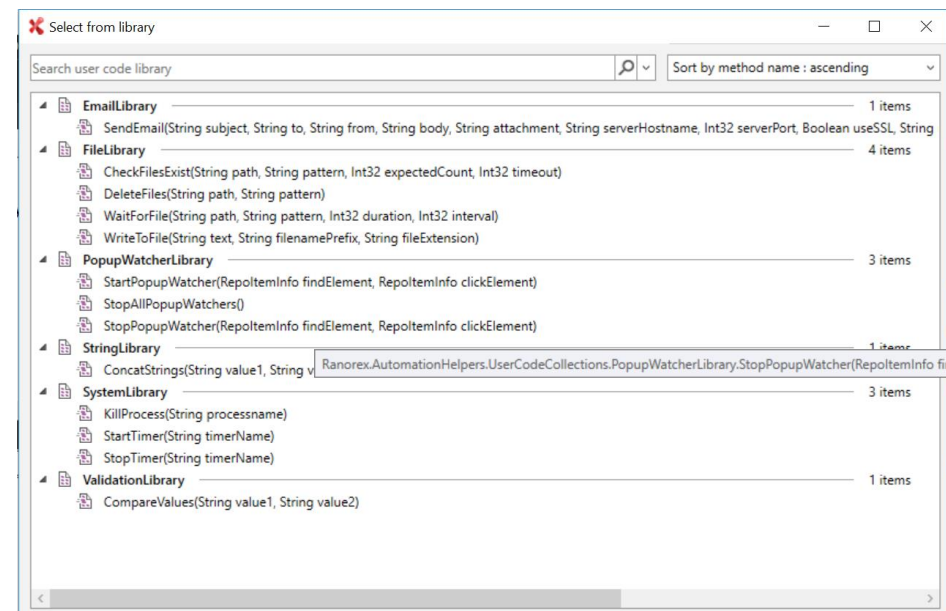
- Write your own code
- Use your own frameworks (e.g. BDD)



Assist teams

With different skill sets

- User Code Library





Assist teams

With different skill sets

- Automation Helpers
 - NuGet package full of usefull tools (code and modules)
 - Enrich your project with code/modules maintained by Ranorex
 - Convert Your Report to PDF
 - Send a Test Report via Email
 - Regular updates outside Ranorex release cycle



Get fast and valuable feedback



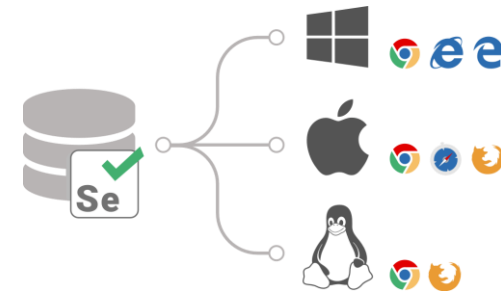
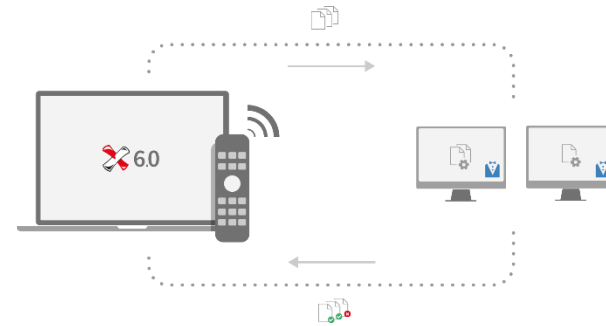
Fast feedback

Local

Ranorex
Agents

Web:
Selenium

127.0.0.1





Valuable feedback

Maintenance Mode (Ranorex 8.0)

The screenshot displays the Ranorex Studio interface with Maintenance Mode enabled. The main window shows a test suite 'MMValidation - Test suite' with steps: [SETUP], StartApp, LoginProcess, Recording1, and UserHasPermissions. A 'Maintenance mode' dialog box is open, displaying an error: 'Element not found. Failed to find item 'MMValidationRepository.Book1Excel.Row2.ContentEqual'. No element found for path row[@index='2']/cell[@addr...]. Maintenance mode caught a resolvable error. Repository item: L']//table[@name='Sheet...]. An 'Open report' button is visible.

The 'Recording1' step in the test run shows a detailed log:

| Time | Level | Category | Message |
|-----------|---------|-----------------|---|
| 00:00.633 | Warn | Data | The following module variables are not bound to a data column: NewVariable |
| 00:00.685 | Info | Validation | Validating AttributeEqual (Text='WrongValue') on item 'Book1Excel.Row2.ContentEqual'. |
| 00:02.381 | Error | MaintenanceMode | Ranorex exception caught: Attribute 'Text' of element for item 'MMValidationRepository.Book1Excel.Row2.ContentEqual' does not match the specified value (actual='RightValue', expected='WrongValue'). |
| 00:09.399 | Info | MaintenanceMode | Retrying with new value: 'RightValue'. |
| 00:09.446 | Success | Validation | Attribute 'Text' of element for item 'MMValidationRepository.Book1Excel.Row2.ContentEqual' does match the specified value. |
| 00:09.480 | Success | MaintenanceMode | Error resolved. New value: 'RightValue'. |



Integrations



Integrations

We use standard technologies



✕Unit.net



Click&Go Integration through ConnectAll available





Integrations



Continuous Integration Systems

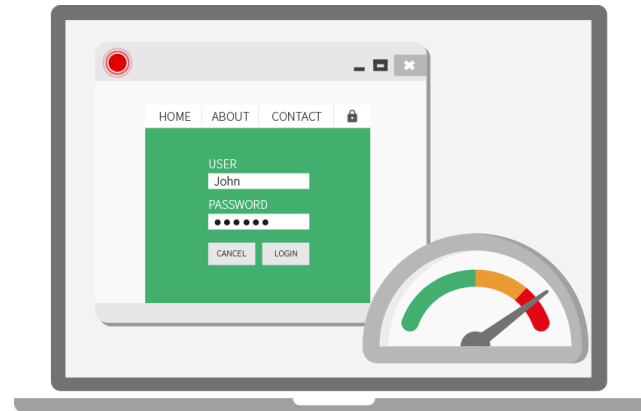
Test Management Tools



Integrations

Further

- Neotys: Load testing tools for RIAs
Integration with Neoload





Product Roadmap

What's next?





Roadmap

What's next

- Ranorex 8.0 will be released Q4 2017
 - Maintenance mode
 - Installation-free test execution
 - UI improvements in Ranorex Studio





Roadmap

Long term

- Integration with Testrail (Gurok)
- Delphi plugin

TestRail



Raise your voice

Ranorex Beta Program

UserVoice

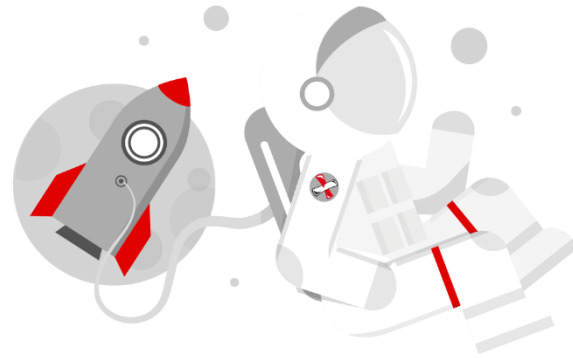
Support / Sales

CTG

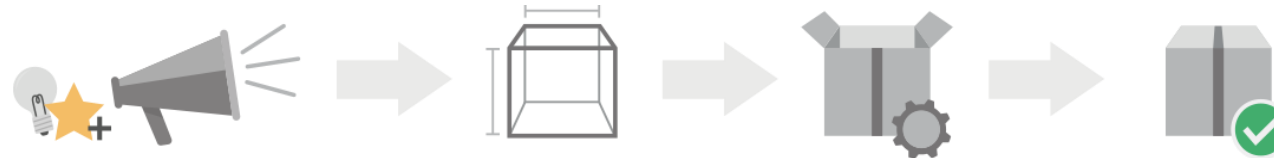


Raise your voice

- Ranorex Beta Program



- User Voice





Raise your voice

- Ranorex sales/support
- And of course CTG

Thank you for your
attention



Florian Stabel
fstabel@ranorex.com